




# GLAM

RIGID PVC FLOOR



ADVANCE

CLICK WOOD COLLECTION





- ✓ Elegance
- ✓ Natural effect
- ✓ Large format
- ✓ Simple and quick installation, without the use of adhesives
- ✓ Immediately walkable after installation, it does not require waiting times
- ✓ Minimum thicknesses for installation
- ✓ Applicable on existing floors
- ✓ High comfort
- ✓ Excellent reduction of footfall noise
- ✓ High dimensional stability
- ✓ It does not fear humid environments and solar radiation
- ✓ Can be installed on substrates even in the presence of joints
- ✓ Innovative SPC structure ensures greater stability
- ✓ Recyclable
- ✓ Antibacterial and antistatic
- ✓ Respect for human health and respect for the environment
- ✓ High resistance





SPC Series

Packing: 8pcs / box, 1.76sm / box    Physical Properties: 180 x 1220 x 7.5mm, 0.55 wearlayer



SPC7423-i



SPC7905-i



SPC7398-i



SPC7642-i

RCK Series


Packing: 8pcs / box, 2.11sm / box    Physical Properties: 218 x 1210 x 7.5mm, 0.55 wearlayer



RCK901-i



RCK925-i



RCK905-i



Alu 5mm Trim C03



Alu 5mm Trim C02



Alu Trim R9ø C03



Alu Trim R9ø C02

Alu Trim R9ø C01

Length: 2500mm



RGB Series

Packing: 5pcs / box, 1.66sm / box    Physical Properties: 218 x 1524 x 7.5mm, 0.55 wearlayer



RGB2109-i



RGB2116-i



RGB2117-i



RGB3101-i



RGB Series

Packing: 5pcs / box, 1.66sm / box    Physical Properties: 218 x 1524 x 7.5mm, 0.55 wearlayer



RGB3102-i




RGB3103-i



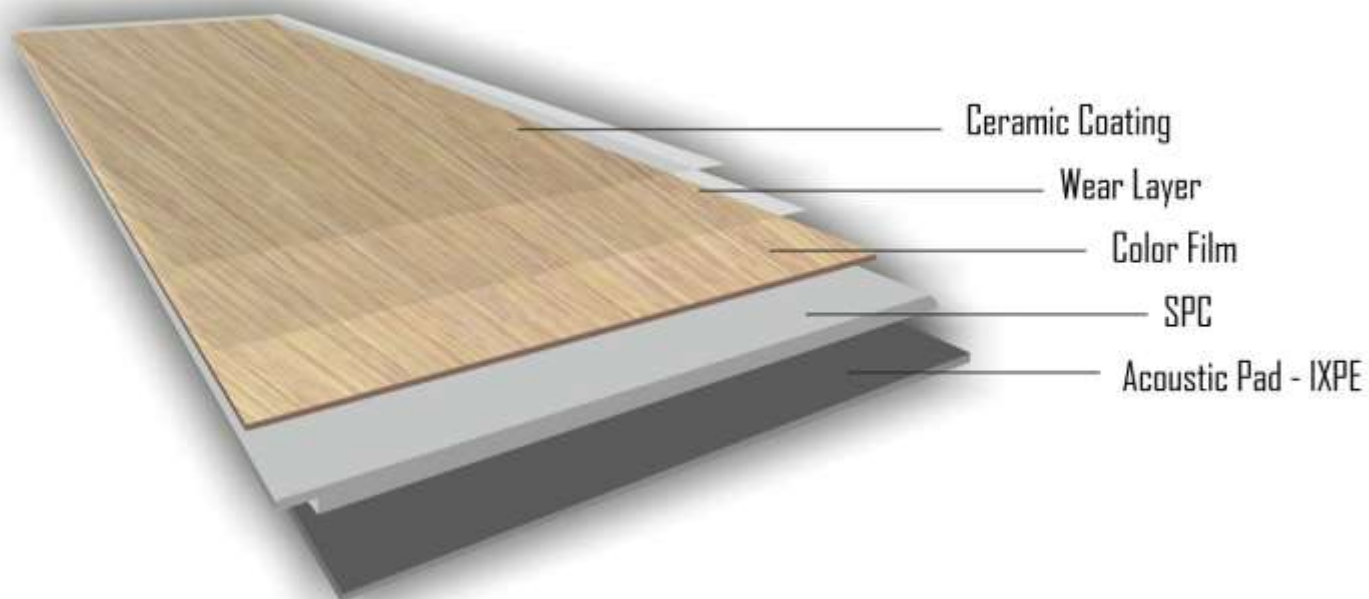
RGB3112-i



RGB4403-i







Technical Specifications	Test Method	Result
Type of flooring	EN 649	Heterogeneous design floor, bevel
Size wood	EN 427	RCK: 218 x 1210 x 7.5mm
		RGB: 218 x 1524 x 7.5mm
		SPC: 180 x 1220 x 7.5mm
Thickness overall	EN 428	7.5mm
Thickness Wear layer	EN 429	0.55mm
Weight in total	EN 430	12.55 kgs/m <sup>2</sup>
Wear group classification	EN 685	42
Chemical resistance	EN 423	Pass
Castor chair resistance	EN 425	Pass, type W
Residual indentation	EN 433	<0.08 mm
Dimensional stability	EN 434	Pass
Flexibility	EN 435	Pass
Abrasion resistance	EN 660	Group T
Slip resistance	DIN 51130	R10
Light stability	EN2105-B0	>6
Flooring heating		Suitable, max +27°C
Fire Classification	EN13501-1	Bfl - S1
Click Patent	5G Välinge	







# GLAM ADVANCE

Great sealing and easy locking guaranteed by a safe locking system.



the patented 5G system on all four sides guarantees sealing and locking.



**GLAM ADVANCE** is the new proposal that guarantees high performance levels. Its structure allows speed of installation, comfort under foot traffic and natural effects. The special IXPE mat already pre-coupled to the floor makes installation times extremely fast.



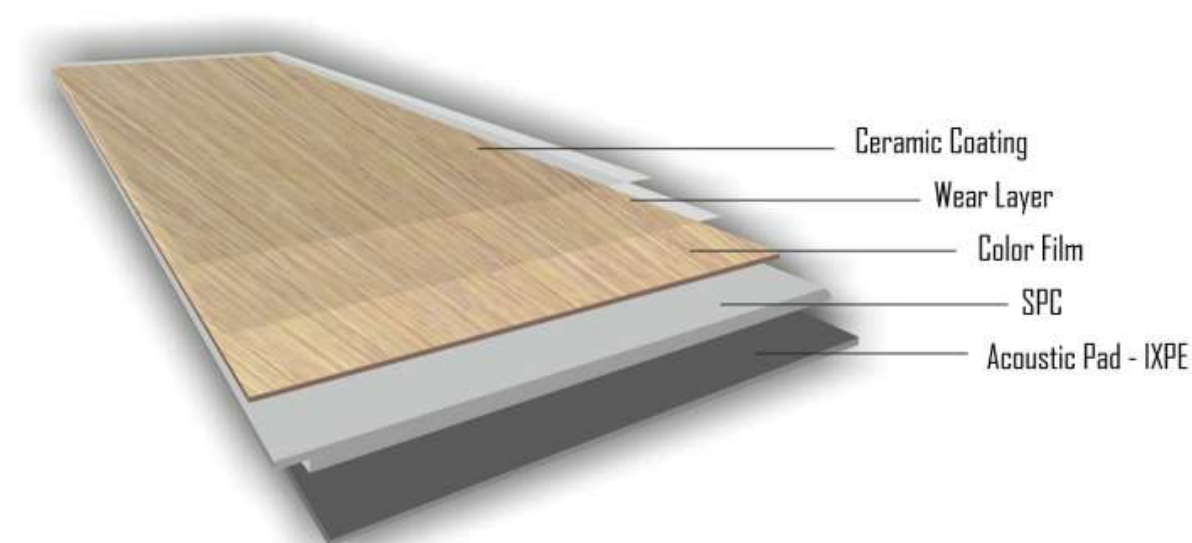
100% waterproof



antibacterial



antistatic



Available sizes :

218 x 1210 mm

Thickness : 6.0 mm (5+1 mm)

Wear layer : 0.55 mm



## Laying the floor

GLAM ADVANCE floors are equipped with a click closure system (I4F patent) which guarantees tightness and ease of locking, without using any glue, as well as reducing installation times. The installation, thanks to the practical and safe interlocking system and to the acoustic mat, already previously installed on the back of the stave, is quick and easy. The floor can be walked on immediately without waiting times or creating dust or bad smells. GLAM ADVANCE can be installed on any surface as long as it is sufficiently smooth and compact, its rigid structure allows it to be laid even on floors with joints (up to about 3 mm), without the need for intervention with smoothing or leveling compounds. After cleaning the affected areas, always start laying the floor from left to right; place the entire first row then continue with the next rows. Use a half plank (running pose) to create the alternation between the rows.

For installation, insert the plank in the longitudinal groove (long side) of the previous row already laid, taking care to join it by rotating it at an angle of about 30 °; then close like a book by letting it enter the appropriate slot (short side), and act with moderate force until it is completely locked.

It is advisable to leave a perimeter space of at least 5/7 mm. to allow the slats to settle down naturally.

## Maintenance

GLAM ADVANCE flooring is an easy-to-maintain product. There are simple but very important rules to respect at the origin, first of all that of placing a grate or doormat at the entrance to the premises to prevent dirt from being introduced. This goes a long way in keeping maintenance costs low and increasing the life of the floor. Also important is the positioning of protective felt pads under the feet of furniture, tables and especially chairs.

Never use wax with solvents or vitrifying paints; absolutely avoid acetone, solvent or aggressive products. As for ordinary cleaning, the actions to be performed are:

- use a vacuum cleaner or broom or electrostatic cloth to remove dust and dirt from the floor;
- then proceed to the washing phase, for a complete cleaning and sanitization of the GLAM ADVANCE floor, use a specific detergent diluted in water and spread with a damp mop or microfibre cloth. We recommend the use of EMU-SF, a detergent created specifically for cleaning PVC floors;
- allow the floor to dry before reopening the area.


EMU-SF is an excellent detergent for professional use, which reduces the formation of dirt by forming a protective film and giving the GLAM ADVANCE floor a natural brightness.

Dilution: in the case of ordinary cleaning, dilute about 50 ml of EMU-SF per liter of water. For heavily soiled floors, increase the dose of EMU-SF up to approximately 150 ml per 1 liter of water.

In case of use of floor cleaning machine we recommend the use of low speed cleaners.









We do better

**HIQ Group Limited**

Unit 2209, Kodak House II,  
North Point, Hong Kong.  
香港北角柯達大廈2期2209室

[www.hiq-group.com](http://www.hiq-group.com)

[info@hiq-group.com](mailto:info@hiq-group.com)

+852 2575 8966

FB: HIQ Furniture

IG: hiq.officefurniture

Whatsapp: 9880 6262

